

hladilni pulti
refrigerated counters



ALPFRIGO 

www.alpfrigo.com

TM1
TN1

hladilni pulti
refrigerated counters



TM2
TN2

hladilni pulti
refrigerated counters



TM3
TN3

hladilni pulti
refrigerated counters



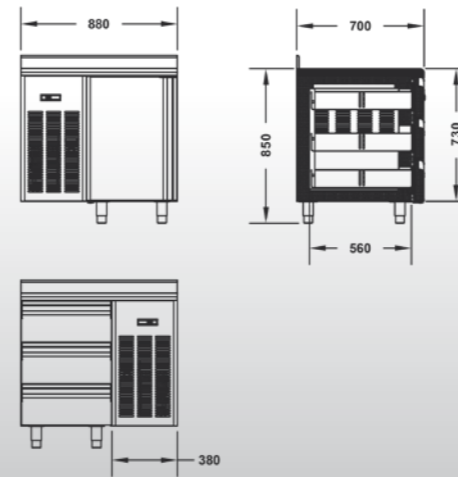
TM4
TN4

hladilni pulti
refrigerated counters

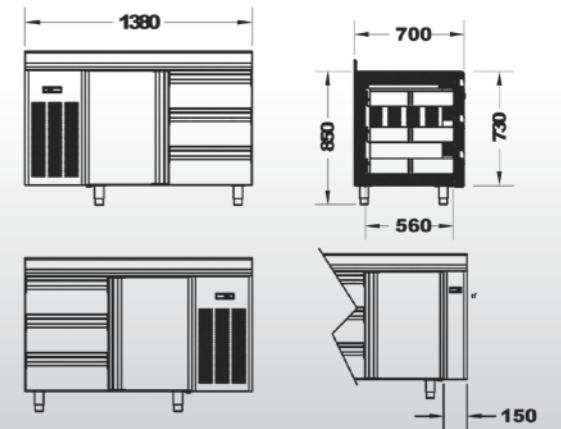


mere / dimensions

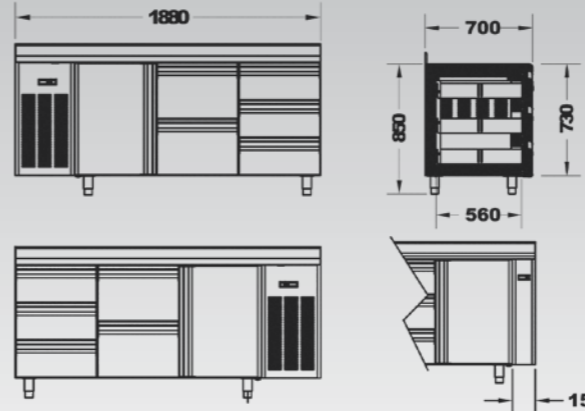
TM1
TN1



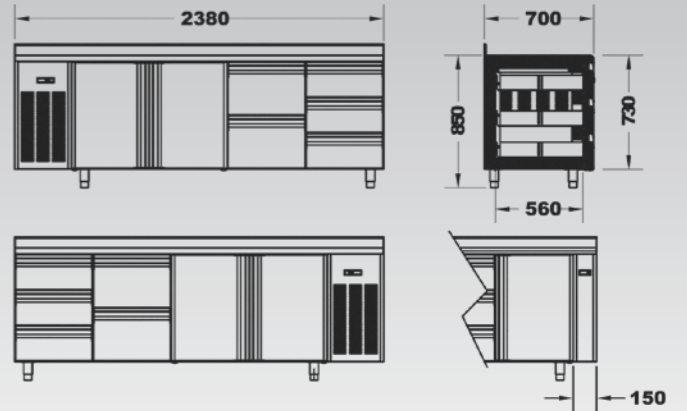
TM2
TN2



TM3
TN3



TM4
TN4






zamenljiva guma
replaceable door gasket



zaobljeni vogali
rounded corners



notranji uparjalnik
internal vaporizer



zamenljiv agregat
removable refrigerating unit

KARAKTERISTIKE:

Zunanji in notranji plašč iz nerjaveče pločevine AISI 304
Notranji zaobljeni koti (enostavni čiščenje)
Modularna zasnova, mogoča fleksibilnost (možnost izbire: predali, vrata, agregat na levi/desni strani)
Izolacija iz poliuretana (brez CFC) 70 mm
Zamenljiva magnetna tesnilna guma
Zamenljiv agregat (kompaktna hladilna enota)
Elektronska regulacija
Avtomatsko električno odtaljevanje
Samozaporna vrata
Nastavljive noge
Delovanje do temperature okolice +43 °C
Enakomerno hlajenje (vpih zraka skozi perforiran strop)

NOTRANJA OPREMA:

Snemljive nosilne letve
Plastificirane rešetke (pri vratih)
Teleskopska vodila (pri predalih)

OPCIJE:

Zračni filter
RH funkcija
RU verzija
RF rešetke

DODATNA OPREMA:

Kolesca
Korito
Zaščitni rob

FEATURES:

Structure made of stainless steel AISI 304
Internal rounded corners
Modular system-flexibilit (doors or drawers, refrigerating unit on left or right site)
Isolation 70 mm - 100% CFC free
Replaceable door and drawers gasket
Compact refrigerating unit (removable aggregate)
Electronic regulation
Fully automatic operation
Self closing doors
Adjustable feet
High ambient operation up to +43 °C
Evenly refrigerated interior

FITTING:

Removable shelf supports
Plastic-coated shelves for door module
Telescopic guides

OPTIONS:

Air filter
RH function
RU version
SS shelves

ACCESSORIES:

Castors
Sink
Edge protection

*kombinacija zamrzovalnega in enoprekatnega pulta, ter delovna ploskev s koritom ni mogoča

*combination of freezing and one door counter and working top with sink is not possible

MODEL TYPE	ŠIRINA x GLOBINA x VIŠINA WIDTH x DEPTH x HEIGHT	PROSTORNINA VOLUME	MASA MASS	TEMPERATURNO OBMOČJE TEMP. RANGE	PRIKLJUČNA MOČ POWER INPUT	NAPAJANJE POWER SUPPLY	PORABA ENERGIJE ENERGY CONSUMPTION
TM1	850 x 700 x 880	265	100	-2 / +8	320	230/50	1.5
TN1	850 x 700 x 880	265	110	-18 / -24	500	230/50	6.15
TM2	850 x 700 x 1380	265	100	-2 / +8	320	230/50	1.5
TN2	850 x 700 x 1380	265	110	-18 / -24	500	230/50	6.15
TM3	850 x 700 x 1880	420	120	-2 / +8	380	230/50	1.8
TN3	850 x 700 x 1880	420	130	-18 / -24	550	230/50	8.2
TM4	850 x 700 x 2380	575	150	-2 / +8	425	230/50	2.47
TN4	850 x 700 x 2380	575	160	-18 / -24	600	230/50	10.9

ALPFRIGO ❄️